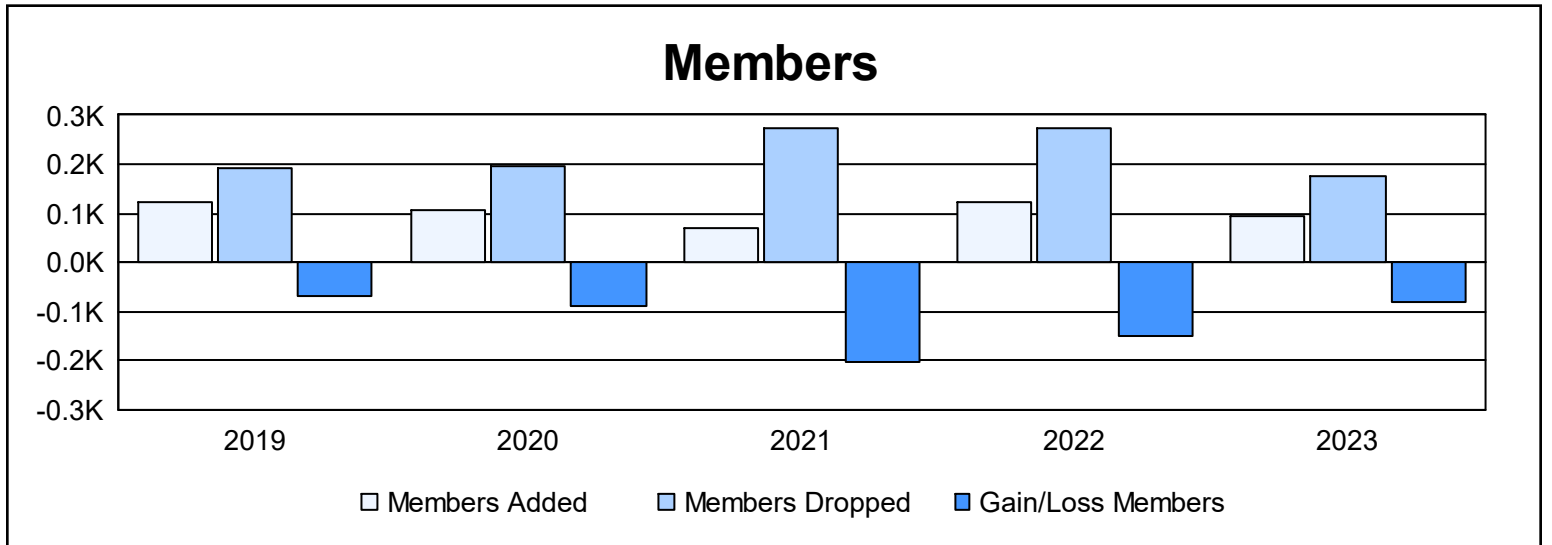
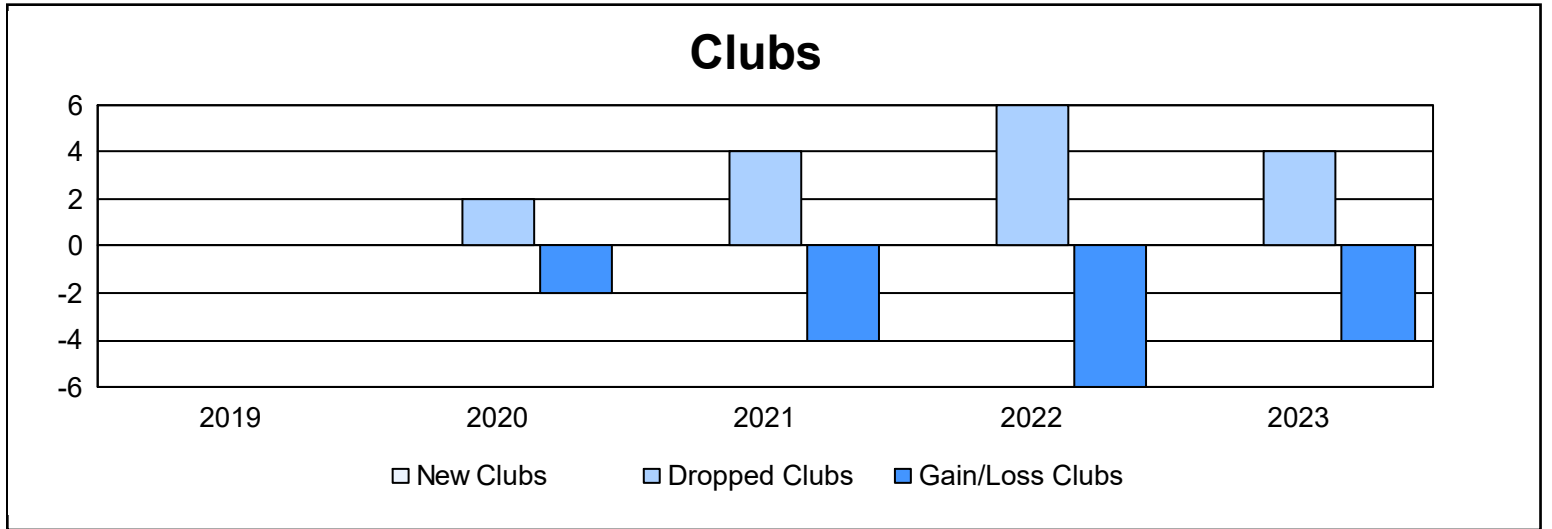
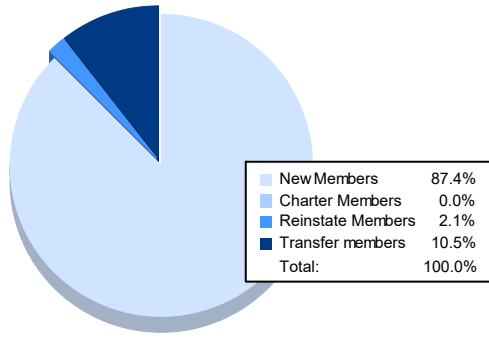


| Year | New Clubs | Dropped Clubs | Gain/ Loss Clubs | New Members | Charter Members | Reinstate Members | Transfer Members | Total Member Added | Total Members Dropped | Gain/ Loss Members |
|----------------|-----------|---------------|------------------|-------------|-----------------|-------------------|------------------|--------------------|-----------------------|--------------------|
| 2018-2019 | 0 | 0 | 0 | 101 | 2 | 0 | 19 | 122 | 191 | -69 |
| 2019-2020 | 0 | 2 | -2 | 98 | 0 | 3 | 4 | 105 | 196 | -91 |
| 2020-2021 | 0 | 4 | -4 | 43 | 1 | 3 | 21 | 68 | 272 | -204 |
| 2021-2022 | 0 | 6 | -6 | 96 | 3 | 14 | 10 | 123 | 272 | -149 |
| 2022-2023 | 0 | 4 | -4 | 83 | 0 | 2 | 10 | 95 | 177 | -82 |
| Average | 0 | 3 | -3 | 84 | 1 | 4 | 13 | 103 | 222 | -119 |



Membership Composition June 2023 Cumulative



Gender Composition June 2023 Cumulative

